

## 2nd Grade Supply List 2022-2023

- #2 pencils (pre-sharpened if possible please)

- Crayons (24 pack)

- Colored pencils

- Markers

- Scissors

- Pencil box/case

- Hand held pencil sharpener

- 3 marble notebooks (any color)

- 3 glue sticks

- Dry erase markers

- Pack of wide-ruled loose leaf

- 2 pocket folders (any color)

- Pencil top erasers

- Box of tissues

- Clorox wipes

- Hand sanitizer (small pump size)

## 2nd Grade Summer Reading Book 2022-2023

Dear Families,

Please purchase this book for your child to read over summer break. They must answer the questions attached on the bottom of this page.

Warmly,  
Ms. Scaringella

Freckle Juice by Judy Blume

Illustrated by Sonia O. Lisker

Please answer the following questions:

1. How much does Andrew pay for Sharon's recipe?
2. Where did Andrew get the money to pay for the recipe?
3. Where did Sharon probably get the recipe for freckle juice?
4. Why did Andrew's mom go to Mrs. Burrow's house?
5. What did Andrew use to put freckles on his face?
6. How does Andrew's mother find out that he ate or drank something bad?
7. Why did Andrew's mother want to call an ambulance?
8. Why did Andrew tell his mom that he never wanted to go back to school again?
9. What happened right after Andrew drank the freckle juice?
10. Who gave Andrew magic freckle remover?

## 2nd Grade ELA Packet

Dear Families,

Please have your child complete the questions below to practice their reading skills over summer break.

Warmly,

Ms. Scaringella

-at

### Cat Has a Hat

Nat has a big cat.  
The cat has a big hat.  
The cat is on a mat.  
It is a big mat.  
Nat likes the hat.  
Nat likes the mat.  
Nat likes the big cat.



1. Nat has a \_\_\_\_\_.

- ☐ dog
- ☐ rat
- ☐ cat

2. Where is the cat?

- ☐ in the tub
- ☐ on a mat
- ☐ on a bed

3. Nat's cat is \_\_\_\_\_.

- ☐ big
- ☐ little
- ☐ red

4. Who has a cat?

\_\_\_\_\_  
\_\_\_\_\_  
\_\_\_\_\_

Name \_\_\_\_\_

# Froggy

## Comprehension



Read the story. Answer the questions at the bottom.

The frog lives in a pond.



He jumps on a log.



The frog eats a fly.



Then he hops in my bucket.



1. Where does the frog live?

---

---

---

2. What does he jump on?

---

---

---

3. What does the frog eat?

---

---



Your \_\_\_\_\_  
Name: \_\_\_\_\_

Read the story. Answer each question. Highlight the answers in the story.

### Rex's New Dog

Rex got a new dog. He loves to play with his dog. Sometimes Rex takes his dog to the park. They run and jump and chase each other. Rex throws a ball for his dog. Rex has fun with his new dog!



1. What did Rex get?

\_\_\_\_\_  
\_\_\_\_\_  
\_\_\_\_\_

2. What does Rex love to do?

\_\_\_\_\_  
\_\_\_\_\_  
\_\_\_\_\_

3. Where does Rex take his dog?

\_\_\_\_\_  
\_\_\_\_\_  
\_\_\_\_\_

Name \_\_\_\_\_

## Lemonade Stand

It was a hot, hot day. Sara and Blake wanted to set up a stand to sell lemonade. They made lemonade by mixing water, lemons, and sugar. Next, they set up a table and put out cups. After that, they made a big sign. Sara and Blake sold it for fifty cents a cup. Lots of people came to buy their drinks. At the end of the day, Sara and Blake had made twenty dollars!

1. How do Sara and Blake make the lemonade?

-----  
\_\_\_\_\_

2. How much money do Sara and Blake make?

-----  
\_\_\_\_\_

3. Sequence the events. Write 1, 2, 3, 4, 5.

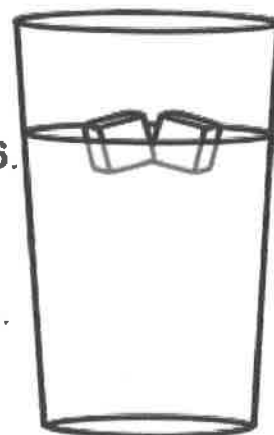
\_\_\_ They made a sign.

\_\_\_ They made the lemonade.

\_\_\_ They set up a table and put out cups.

\_\_\_ They made twenty dollars.

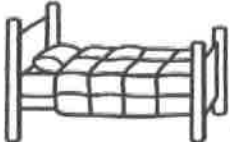



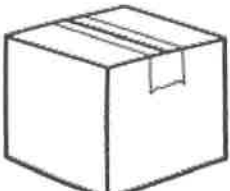

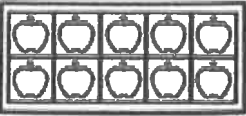

\_\_\_ Lots of people bought the lemonade.



# Missing Vowels

Name: \_\_\_\_\_

Directions: Can you help find the missing vowels? Look at each picture and say the word out loud, what vowel sound do you hear? Write the correct vowel in the empty space.

 b _ d _	 _ d _ g _
 _ r _ t _	 _ t _ p _
 b _ x _	 _ m _ g _
 _ t _ n _	 _ b _ n _

a e i o u



Name \_\_\_\_\_

# Short Vowels

What is the short vowel sound? Color.



a e



i u



u a



u a



o a



a e



o e



e i



o u



a e



u o



i o



Please practice reading these words:

# 1<sup>ST</sup> GRADE DOLCH WORDS

(by frequency)

## Set 1

of  
his  
had  
him  
her  
some  
as  
then  
could  
when  
were  
them  
ask

## Set 2

an  
over  
just  
from  
any  
how  
know  
put  
take  
every  
old  
by  
after  
think

## Set 3

let  
going  
walk  
again  
may  
stop  
fly  
round  
give  
once  
open  
has  
live  
thank

Please practice reading these words:

# Dolch Sight Words

## second grade word list

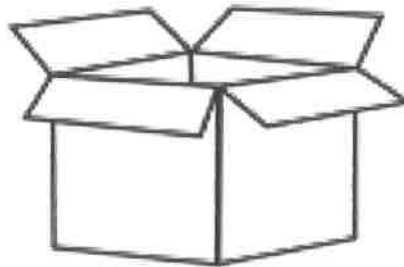
- |            |             |
|------------|-------------|
| 1. would   | 24. write   |
| 2. very    | 25. always  |
| 3. your    | 26. made    |
| 4. its     | 27. gave    |
| 5. around  | 28. us      |
| 6. don't   | 29. buy     |
| 7. right   | 30. those   |
| 8. green   | 31. use     |
| 9. their   | 32. fast    |
| 10. call   | 33. pull    |
| 11. sleep  | 34. both    |
| 12. five   | 35. sit     |
| 13. wash   | 36. which   |
| 14. or     | 37. read    |
| 15. before | 38. why     |
| 16. been   | 39. found   |
| 17. off    | 40. because |
| 18. cold   | 41. best    |
| 19. tell   | 42. upon    |
| 20. work   | 43. these   |
| 21. first  | 44. sing    |
| 22. does   | 45. wish    |
| 23. goes   | 46. many    |

# Write the Words


Look at the picture in each box. Say the name. Write the word.



--	--	--



--	--	--



--	--	--

10

--	--	--



--	--	--



--	--	--



--	--	--



--	--	--

6

--	--	--

Name \_\_\_\_\_

Date \_\_\_\_\_

# Beginning Blends

Say the name of the picture. Fill in the letters that make the beginning sound. Color the pictures.



\_\_\_ender



\_\_\_ider



\_\_\_ail



\_\_\_oss



\_\_\_ock



\_\_\_uit



\_\_\_oves



\_\_\_ead



\_\_\_agon



\_\_\_esent



\_\_\_ab



\_\_\_uck



\_\_\_ide



\_\_\_um

Name: \_\_\_\_\_

## Final Blends

Directions: Complete each word by listening for the final blends. Use final blends bank to help you.



te \_\_\_\_\_



co \_\_\_\_\_



toa \_\_\_\_\_



la \_\_\_\_\_



ca \_\_\_\_\_



ba \_\_\_\_\_

st

rt

nt

nk







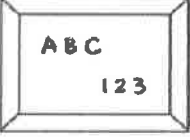



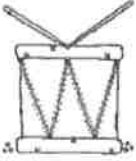
















mp

rn

# Colour the Beginning Blend

## Instructions:

Colour the pictures starting with the beginning blend sound.

sk				
sm				
sn				
sp				
st				
sw				
tw		1 2		

Name: \_\_\_\_\_

Date: \_\_\_\_\_

# Narrative Writing



Write a story about a time in your life.

Handwriting practice lines for narrative writing. Each line set consists of a solid top line, a dashed midline, and a solid bottom line. There are 10 such sets of lines provided for writing.

Name \_\_\_\_\_



# Finish the Word!

Directions: Write the correct digraph to complete the word.

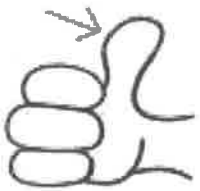
Blends bank: th, ch, wh, sh, ph



\_\_\_\_\_air




\_\_\_\_\_eep



\_\_\_\_\_umb



\_\_\_\_\_oto



\_\_\_\_\_ark



\_\_\_\_\_istle



\_\_\_\_\_erry



\_\_\_\_\_orn



\_\_\_\_\_eel



\_\_\_\_\_one



Name \_\_\_\_\_

# How to Be a Good Friend!



Directions: Write step by step directions on how to be a good friend.  
Draw pictures to match each step.

First,

Next,

Then,

Finally,

# Sentence Writing

Name: \_\_\_\_\_

Directions: Write each sentence correctly. Make sure to use a capital letter, finger spaces, and punctuation.



1. I like my red bike.

2. Can you come over?

3. The dog was barking.

4. The water is hot.

5. Take the trash out.

## 2nd Grade Summer Math Packet

Dear Families,

Please have your child complete the questions below to review their math facts over summer break.

Warmly,

Ms. Scaringella

Solve:

$2 + 2 = \underline{\quad}$	$7 + 7 = \underline{\quad}$	$5 + 4 = \underline{\quad}$	$4 + 8 = \underline{\quad}$
$3 + 3 = \underline{\quad}$	$8 + 8 = \underline{\quad}$	$2 + 8 = \underline{\quad}$	$2 + 5 = \underline{\quad}$
$4 + 4 = \underline{\quad}$	$9 + 9 = \underline{\quad}$	$1 + 9 = \underline{\quad}$	$3 + 7 = \underline{\quad}$
$5 + 5 = \underline{\quad}$	$10 + 10 = \underline{\quad}$	$10 + 5 = \underline{\quad}$	$6 + 4 = \underline{\quad}$
$6 + 6 = \underline{\quad}$	$2 + 4 = \underline{\quad}$	$5 + 6 = \underline{\quad}$	$8 + 10 = \underline{\quad}$
$3 + 6 = \underline{\quad}$	$4 + 9 = \underline{\quad}$	$2 + 7 = \underline{\quad}$	$2 + 3 = \underline{\quad}$
$12 + 2 = \underline{\quad}$	$15 + 5 = \underline{\quad}$	$10 + 4 = \underline{\quad}$	$7 + 9 = \underline{\quad}$
$3 + 11 = \underline{\quad}$	$12 + 5 = \underline{\quad}$	$0 + 7 = \underline{\quad}$	$2 + 1 = \underline{\quad}$
$6 + 5 = \underline{\quad}$	$6 + 7 = \underline{\quad}$	$5 + 9 = \underline{\quad}$	$7 + 8 = \underline{\quad}$

Name \_\_\_\_\_ Date \_\_\_\_\_

**Subtraction Practice:** Solve the subtraction problems below.



1)  $7 - 2 =$  \_\_\_\_\_

11)  $15 - 7 =$  \_\_\_\_\_

2)  $4 - 3 =$  \_\_\_\_\_

12)  $12 - 7 =$  \_\_\_\_\_

3)  $5 - 2 =$  \_\_\_\_\_

13)  $10 - 1 =$  \_\_\_\_\_

4)  $8 - 4 =$  \_\_\_\_\_

14)  $6 - 1 =$  \_\_\_\_\_

5)  $16 - 10 =$  \_\_\_\_\_

15)  $17 - 7 =$  \_\_\_\_\_

6)  $15 - 10 =$  \_\_\_\_\_

16)  $10 - 3 =$  \_\_\_\_\_

7)  $10 - 10 =$  \_\_\_\_\_

17)  $2 - 0 =$  \_\_\_\_\_

8)  $11 - 2 =$  \_\_\_\_\_

18)  $18 - 10 =$  \_\_\_\_\_

9)  $12 - 5 =$  \_\_\_\_\_

19)  $9 - 8 =$  \_\_\_\_\_

10)  $5 - 0 =$  \_\_\_\_\_

20)  $1 - 1 =$  \_\_\_\_\_

## Adding/Subtracting 2-Digit Numbers (A)

Name: \_\_\_\_\_

Date: \_\_\_\_\_

Calculate each sum or difference.

$$\begin{array}{r} 21 \\ + 41 \\ \hline \end{array}$$

$$\begin{array}{r} 75 \\ - 29 \\ \hline \end{array}$$

$$\begin{array}{r} 87 \\ - 72 \\ \hline \end{array}$$

$$\begin{array}{r} 49 \\ + 82 \\ \hline \end{array}$$

$$\begin{array}{r} 36 \\ + 22 \\ \hline \end{array}$$

$$\begin{array}{r} 87 \\ - 47 \\ \hline \end{array}$$

$$\begin{array}{r} 63 \\ - 39 \\ \hline \end{array}$$

$$\begin{array}{r} 31 \\ + 70 \\ \hline \end{array}$$

$$\begin{array}{r} 91 \\ + 38 \\ \hline \end{array}$$

$$\begin{array}{r} 43 \\ + 66 \\ \hline \end{array}$$

$$\begin{array}{r} 61 \\ + 34 \\ \hline \end{array}$$

$$\begin{array}{r} 78 \\ - 36 \\ \hline \end{array}$$

$$\begin{array}{r} 86 \\ + 24 \\ \hline \end{array}$$

$$\begin{array}{r} 35 \\ + 63 \\ \hline \end{array}$$

$$\begin{array}{r} 88 \\ - 70 \\ \hline \end{array}$$

$$\begin{array}{r} 26 \\ + 77 \\ \hline \end{array}$$

$$\begin{array}{r} 39 \\ + 53 \\ \hline \end{array}$$

$$\begin{array}{r} 42 \\ + 97 \\ \hline \end{array}$$

$$\begin{array}{r} 55 \\ - 46 \\ \hline \end{array}$$

$$\begin{array}{r} 43 \\ - 36 \\ \hline \end{array}$$

$$\begin{array}{r} 62 \\ + 80 \\ \hline \end{array}$$

$$\begin{array}{r} 76 \\ - 51 \\ \hline \end{array}$$

$$\begin{array}{r} 84 \\ + 10 \\ \hline \end{array}$$

$$\begin{array}{r} 82 \\ + 59 \\ \hline \end{array}$$

$$\begin{array}{r} 74 \\ - 15 \\ \hline \end{array}$$

Name \_\_\_\_\_

**Word Problems (Use the number line to help you.)**

1. Jane has 9 balloons. 6 are green and the rest are blue. How many balloons are blue?
  
2. Sam ate 7 cookies and Jane ate 2 cookies. How many more cookies did Sam eat than Jane?
  
3. Kyle got 3 new shirts on his birthday. If he already had 5, how many shirts does he have now?
  
4. You have to share your 8 candies with your sister. How many will each of you get?
  
5. Licorice are 5 cents. How many licorice can you buy with 10 cents?

1 2 3 4 5 6 7 8 9 10 11 12 13 14 15

Name \_\_\_\_\_



## WORD PROBLEMS

Kip sees 3 bugs.  
Ben sees 5 bugs.  
How many bugs  
did they see?

\_\_\_ bugs

Pam has 2 green  
socks and 4 red  
socks. How many  
socks in all?

\_\_\_ socks

There are 4 kids.  
Then, 4 more  
kids come. How  
many kids are  
there? \_\_\_ kids

Liz has 3 hens.  
She gets 2 more.  
How many hens  
does Liz have?

\_\_\_ hens

5 fish swim. 2  
more fish swim.  
How many fish  
swim in all?

\_\_\_ fish

Dan sees 4 ants.  
Ben sees 5 ants.  
How many ants  
did they see?

\_\_\_ ants

This was:    Easy            Just Right            Hard  
(Circle one)